



Activity Book

WELCOME! BIENVENUE! BIENVENIDO!

hey there!

Are you ready to learn more about emergency preparedness and supporting your community?

This activity book was created to be fun, informative and to help you be ready for emergencies that could happen. Also, take time to share what you learn with your family and friends, so everyone can benefit from the importance of disaster planning.

As you read and work through the pages, you will discover interesting stories, enjoy interactive games, and be challenged with activities to get you started with your very own emergency safety kit. By completing this activity book, you will be able to incorporate emergency preparedness into your daily life!



9-1-1 IS FOR HELP

IF YOU NEED THE POLICE, FIREFIGHTERS OR AN AMBULANCE,
HERE IS A STEP-BY-STEP GUIDE TO CALLING 9-1-1.

IN CASE OF EMERGENCY:

- 1 STAY CALM AND DIAL 9-1-1
- 2 TELL THE DISPATCHER WHAT YOUR EMERGENCY IS.
- 3 GIVE THE DISPATCHER YOUR NAME AND LOCATION.
- 4 FOLLOW THE INSTRUCTIONS OF THE DISPATCHER.
- 5 DO NOT HANG UP UNTIL THE DISPATCHER TELLS YOU IT IS OK.



NEVER
dial 9-1-1
AS A JOKE!

**IT IS OK TO BE SCARED, BUT IT IS
IMPORTANT TO STAY CALM.**



EMERGENCY C*NTACTS

WHEN EMERGENCY SITUATIONS OCCUR, IT IS ALWAYS GOOD TO HAVE A LIST OF IMPORTANT INFORMATION.



cut out this folding card and keep it in a safe place like your wallet or a backpack!




FOLD HERE



FOLD HERE




FOLD HERE





EMERGENCY C*NTACTS

FOR: _____

Address, Phone Number

MY FAMILY Names, Ages, Relationship 

IN CASE OF EMERGENCY (ICE) 
Local: _____
Local: _____
Local: _____
Out of Town: _____
Out of Town: _____



























SCHOOL (Address, Phone Number) 

EMERGENCY MEETING PLACE 



DECODE THE DANGERS

USE THE DECODER KEY TO SPELL OUT AND FILL IN BLANKS OF THE MISSING WORDS TO REVEAL THE SAFETY MESSAGES.

DECODER KEY													
	A	B	C	D	E	F	G	H	I	J	K	L	M
													
	N	O	P	Q	R	S	T	U	V	W	X	Y	Z

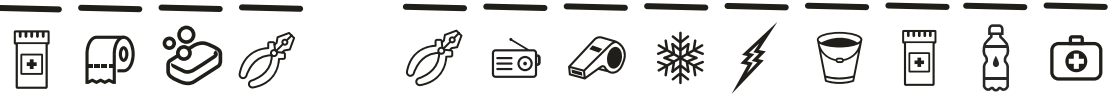
1. By counting the _ _ _ _ _ between the flash and the thunder and dividing by _ _ _ _ , you can estimate your distance from a lightning strike in miles.



2. Be cautious with _ _ _ _ _ ! It only takes six inches of fast-moving flood water to knock over an adult and _ _ _ feet to carry away most vehicles.



3. _ _ _ _ ! The largest _ _ _ _ _ ever documented weighed over 1.6 pounds.



4. Deadly twisters can occur at any time of _ _ _ _ but spring and _ _ _ _ are considered tornado season in Texas.




COLORING PAGE

COLOR THE PICTURE WITH YOUR CRAYONS AND MARKERS.
THEN, FILL IN THE BLANK SPACES WITH THE NAME OF THE SEASON.



SPOT THE DIFFERENCES

LOOK CLOSELY! CAN YOU SPOT THE DIFFERENCES IN THE ENVIRONMENT?
WRITE THEM OUT IN THE SPACES BELOW!



can you find
6 differences?

1. _____
2. _____
3. _____
4. _____
5. _____
6. _____

NOTEWORTHY NUMBERS

FIGURE OUT WHAT MISSING NUMBERS GO WITH EACH LETTER.
THEN, USE THE LETTERS TO COMPLETE A VERY IMPORTANT MESSAGE!

DECODER KEY

A	B	C	D	E	F	G	H	I	J	K	L	M
1		3	4	5		7	8		10	11		13
N	O	P	Q	R	S	T	U	V	W	X	Y	Z
	15		17	18		20		22	23		25	

13 1 11 5 1 16 12 1 14

B

2 21 9 12 4 1 11 9 20


2 5 16 18 5 16 1 18 5 4


11 14 15 23 8 1 20 2 4 15


MAYHEM MATCH GAME


CAN YOU MATCH THE PICTURES OF EMERGENCY EVENTS ON THE LEFT
WITH THE BEST ACTION TO TAKE ON THE RIGHT?


SITUATION


rain


flood

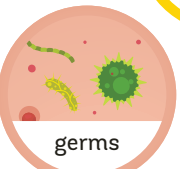
hail

snow


tornado


fire


Texas heat


germs


SOLUTION


drink water


get indoors


get to high ground

get outside

stay warm

wash hands

umbrella

get indoors

READY2SCRAMBLE?

UNSCRAMBLE THE LETTERS TO FORM THE ITEMS YOU NEED
TO BUILD YOUR EMERGENCY SUPPLY KIT!

EMERGENCY KIT CLUE WORDS

1. CMHETSA (use these to light a fire)
2. HHLATSIFGL (see in the dark)
3. NACNED DOFO (3-day supply)
4. NIDEMCIE (if needed)
5. SAPM (helps you find your way)
6. OMNYE (use it to pay for stuff)
7. ANC EPNOER (opens things)
8. TEOTIL PARPE (on a roll)
9. LSOTO (useful for fixing things)
10. SUTD SKAM (covers your mouth)
11. WISEHLT (to signal for help)
12. REWTA (thirsty?)
13. RITFS DIA KTI (need a bandage?)
14. MENRYEGEC DAORI (tune in)
15. RASTIEBET (for the flashlight)
16. ABGAERG SABG (for trash)

WHAT'S YOUR STORY?

WRITE WORDS THAT FIT THE INSTRUCTIONS FOR EACH NUMBER ON TOP,
THEN FILL IN THE NUMBERED BLANKS IN THE STORY!

1. (noun) _____
2. (adverb) _____
3. (place) _____
4. (adjective) _____
5. (number) _____
6. (adjective) _____
7. (adverb) _____
8. (mood) _____

PUT YOUR WORDS IN THE RIGHT PLACES

A **1** _____ was relaxing one afternoon when he fell asleep. He then began to dream **2** _____ about impossible weather situations. In his dream, he was walking in a **3** _____ when a(n) **4** _____ tornado jumped down only **5** _____ feet away! He ran the other direction seeking a low-lying area for safety. Suddenly, he stumbled into a(n) **6** _____ cave. Thinking nothing of it, he climbed out and found himself in a new area. He started to explore when **7** _____ it started to rain harder than he thought possible. Worrying about the possibility of a flash flood, the boy pulled a remote control airplane out of his emergency kit, sat on it, and flew off into the **8** _____ sunset.

amazed **WITH SAFETY**

CAN YOU ESCAPE THE TORNADO BELOW BY NAVIGATING
THROUGH THE MAZE TO THE SAFE PLACE?



WORD TWISTER

WHEN YOU SEE OR HEAR THESE WORDS, IT IS TIME TO GET MOVING. CAN YOU
UNSCRAMBLE THE LETTERS TO FIND OUT WHAT THEY ARE?

Protect playful pets, provide _____ and shelter
in hot weather. (AETRW)

Fix faulty wires to prevent _____ and keep
family free from danger. (SEIFR)


Avoid _____ during a hail storm or windy weather.
(DNWOISW)

Twisty _____ touch down in Texas, toppling trees
and tumbling trains. (EDSORATNO)

Avoid getting various viruses by getting _____,
covering coughs and washing your hands. (TADENAICVC)

Common _____ cleaners
should be kept away from kids. (HECIAMCL)

Sally helps solve the situation by knowing the
_____ of heatstroke. TMOYSMSP



GET YOUR GO KIT




















IF THERE IS AN EMERGENCY AND YOU HAVE TO LEAVE YOUR HOME, THIS KIT IS PERFECT FOR HOLDING IMPORTANT ITEMS THAT YOU MAY NEED OR WANT WITH YOU.



- 1 GET AN OLD SHOEBOX & DECORATE THE BOX.
(use paper, markers, crayons, stickers, glitter, or whatever else)
- 2 PUT YOUR IMPORTANT EMERGENCY ITEMS INSIDE.
- 3 TAKE WITH YOU IN AN EMERGENCY!

CHECK IT YOUR LIST

USE THE EASY PICTURE LIST TO GATHER ALL THE ITEMS AND BUILD YOUR FAMILY EMERGENCY KIT. BE SURE YOU INCLUDE ENOUGH SUPPLIES FOR THREE DAYS.

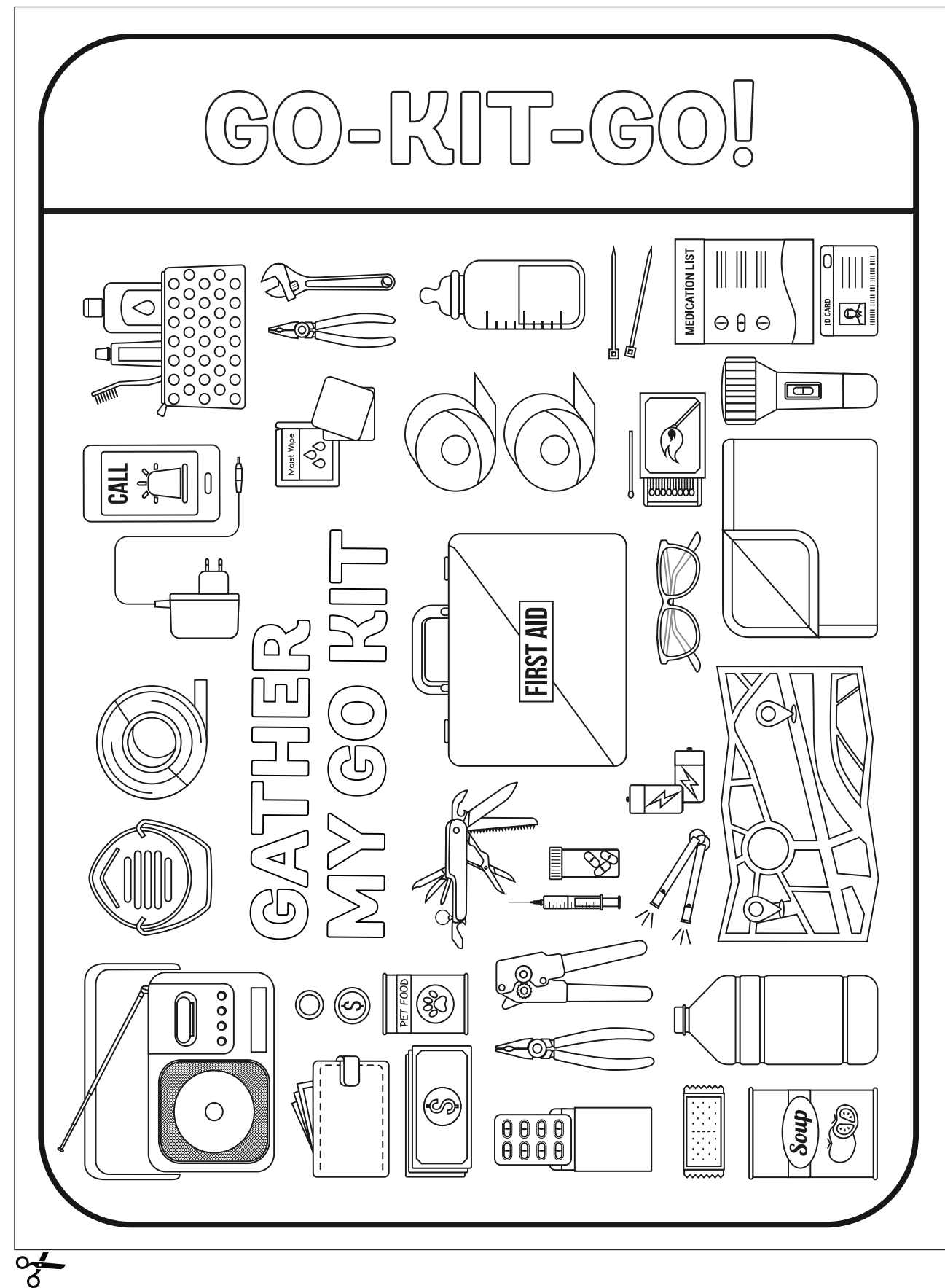

- | | | | |
|---|---|--|--|
| 
<input type="checkbox"/> radio | 
<input type="checkbox"/> tools | 
<input type="checkbox"/> maps | 
<input type="checkbox"/> toilet paper |
| 
<input type="checkbox"/> for baby | 
<input type="checkbox"/> documents | 
<input type="checkbox"/> batteries | 
<input type="checkbox"/> whistle |
| 
<input type="checkbox"/> flashlight | 
<input type="checkbox"/> contact info | 
<input type="checkbox"/> water | 
<input type="checkbox"/> can opener |
| 
<input type="checkbox"/> money | 
<input type="checkbox"/> for pets | 
<input type="checkbox"/> can food | 
<input type="checkbox"/> dust mask |
| 
<input type="checkbox"/> first aid | 
<input type="checkbox"/> soap | 
<input type="checkbox"/> medicine | |



PUT EVERYTHING FROM YOUR CHECKLIST INTO A DUFFLE BAG, PLASTIC BIN OR SHOEBOX!

A-MAZE-ING MEET UP

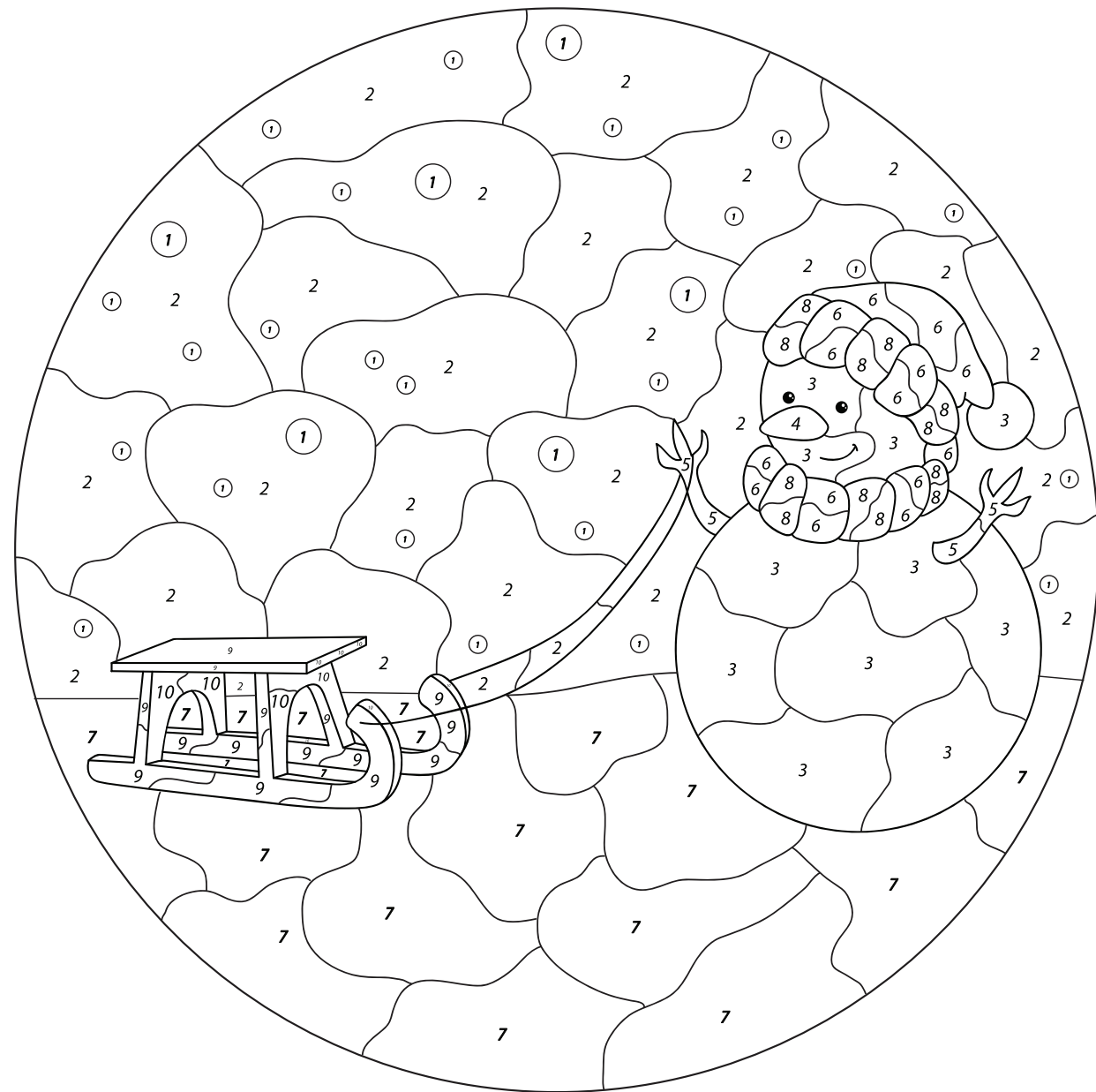
**BE PREPARED! HAVE A GO KIT AND A PLAN FOR EMERGENCY SITUATIONS.
NOW GRAB YOUR GO KIT AND MEET AT YOUR DESIGNATED SPOT!**



COLOR THE PICTURE! THEN, ASK AN ADULT FOR
HELP LAMINATING IT. USE IT AS YOUR PLACEMAT!

COLOR by NUMBER

MATCH THE COLOR TO THE NUMBER, AND REVEAL A PICTURE!



FACT OR FICTION?

DETERMINE WHETHER OR NOT THE SENTENCES BELOW ARE TRUE OR FALSE.
THEN, MATCH THEM UP WITH THE CORRECT CHOICE.

1. When advised by local officials, seal the room and shelter in place by sealing any door cracks and vents with plastic sheeting and duct tape.
2. A biological threat has the intention of making hundreds of thousands of people sick at once.
3. Bacteria, fungi and virus are examples of biological agents.
4. Emergencies are often caused on purpose.
5. Radioactive materials become more radioactive over time.
6. House fires most commonly start in the kitchen.
7. Household smoke detectors should be tested once a month.

true!

true!

true!

FALSE

true!

true!

FALSE

SPOT THE HAZARDS

BACKWARDS, FORWARDS, DIAGONAL ... KEEP YOUR EYES OPEN!
CAN YOU FIND ALL THE HAZARDS HIDDEN RIGHT IN FRONT OF YOU?


TORNADO, WILDFIRES, HAIL, HEAT, STORM, ICE, WIND, HURRICANE, NUCLEAR,
CHEMICALS, FLOODING, WINTERSTORM, LIGHTNING, THUNDERCLOUDS

A	B	I	T	S	U	X	X	H	F	M	T	E	T	K	H
S	E	B	B	L	S	P	H	B	J	W	C	H	E	V	Z
C	O	U	F	A	H	R	V	Q	N	I	U	E	Y	B	J
J	O	B	L	C	T	I	L	M	I	N	O	N	Q	V	J
S	M	F	O	I	W	Y	G	W	D	D	T	A	H	G	U
I	R	S	O	M	Q	T	A	E	H	W	E	C	Q	G	Y
V	O	E	D	E	T	W	R	J	Y	H	G	I	D	N	X
Z	T	V	I	H	Q	C	O	G	L	K	R	R	G	I	R
L	S	H	N	C	L	Q	V	I	R	A	Z	R	K	N	D
I	D	D	G	O	M	Q	P	G	E	F	V	U	M	T	Z
A	C	O	U	C	N	Y	A	L	B	V	Z	H	H	H	J
H	V	D	H	S	L	W	C	H	O	A	P	A	A	G	Q
Y	S	T	N	F	C	U	N	G	W	Q	A	F	X	I	V
W	I	N	T	E	N	S	T	O	R	M	L	N	I	L	H
A	B	J	I	T	W	I	L	D	F	I	R	E	S	H	S
Y	Q	O	G	H	E	G	D	T	O	D	A	N	R	O	T

Can you find more hazards?

PUZZLE MAKER

WHAT SHOULD YOU MAKE SURE YOU HAVE IN YOUR GO KIT?
DRAW IT, COLOR IT AND CUT OUT THE PUZZLE PIECES TO PUT BACK TOGETHER LATER.



KNOWHAT2DO N#MBERS

FIGURE OUT WHAT MISSING NUMBER GOES WITH EACH LETTER.
THEN, USE THE LETTERS TO COMPLETE A VERY IMPORTANT MESSAGE!

DECODER KEY

A	B	C	D	E	F	G	H	I	J	K	L	M
	2	3		5	6			9	10	11		13
N	O	P	Q	R	S	T	U	V	W	X	Y	Z
14	15		17	18		20	21	22			25	26

20 15 18 14 1 4 15

A _____ warning is an alert sent to warn the public that a severe
thunderstorm with a tornado is occurring. It can be issued after a _____,
funnel cloud or rotation in the clouds has been seen.

F

6 12 15 15 4

A _____ is an overflow of water onto a normally dry area of land.
_____s can be caused by rising water in an existing waterway, such as a
river or ditch, and can last for days or weeks.

1 4 22 9 19 15 18 25


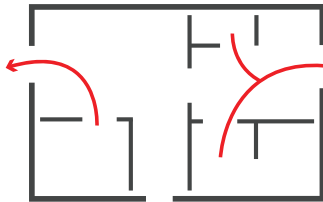
An _____ is issued for conditions that may cause significant
inconvenience. If caution is not exercised, situations could occur
that may threaten life or property.

PLAN YOUR ESCAPE

CREATE A PLAN FOR YOUR HOME AND THE BEST WAYS TO
EXIT QUICKLY IF SOMETHING GOES WRONG.

- 1. Include all possible exits to outside.
- 2. Plan TWO escape routes for each room if possible.
- 3. Make a list of people and their location in the home.
- 4. Choose a place outside where everyone will meet.
- 5. Give everyone a copy of the plan map.

*Draw your home and
practice your plan!*




DON'T GET SOAKED!

THE RAIN HAS STARTED POURING DOWN AND YOU HAVE TO MAKE YOUR WAY TO THE UMBRELLA SO YOU CAN STAY NICE AND DRY.




Reminder!

Be aware in bad weather situations.
When you hear thunder, it is time to find a safe, enclosed shelter.



THUNDER WUNDER

CONNECT THE DOTS BELOW AND REVEAL THE PICTURE.




DID YOU KNOW?

- ⚡ Thunderstorms are created when the sun heats the earth and air above it.
- ⚡ The warm air rises and condenses the water vapor into rain clouds.
- ⚡ A large group of these rain clouds can produce a thunderstorm with heavy rain, thunder and lightning.



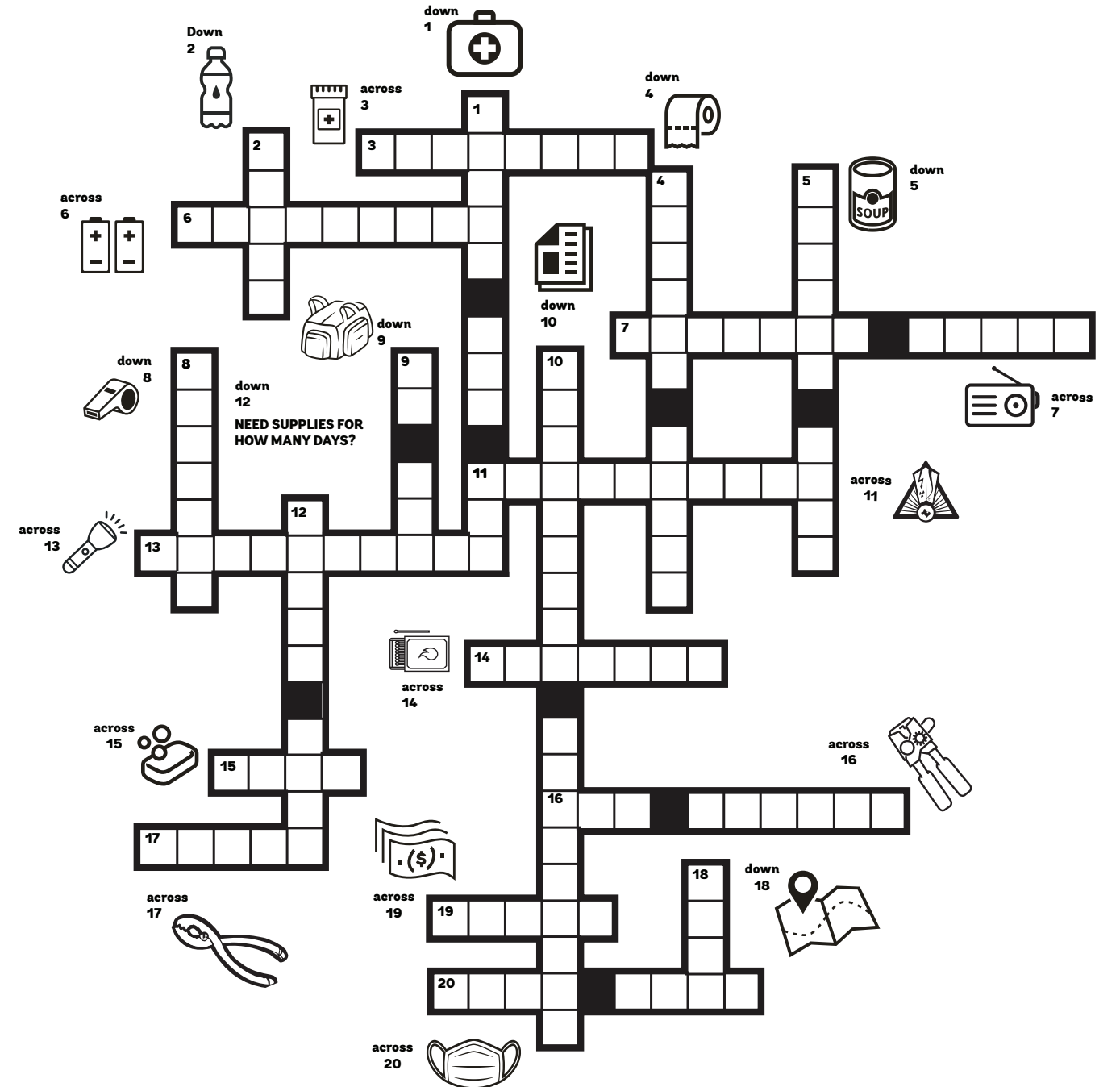
WEATHER WATCHERS



COLOR THE PICTURE! THEN, ASK AN ADULT FOR
HELP LAMINATING IT. USE IT AS YOUR PLACEMAT!

DON'T GET CROSSED UP

ALWAYS BE SURE TO HAVE YOUR EMERGENCY KIT READY TO GO.
USE THIS PICTOGRAM TO REMEMBER WHAT TO PACK!



WASH YOUR HANDS

IT IS AN ESSENTIAL PART OF KEEPING YOURSELF HEALTHY! FILL IN THE BLANKS WITH EXAMPLES OF WHEN IT IS IMPORTANT TO WASH YOUR HANDS!



TIME TO GET TO WORK

BUILD YOUR KNOWLEDGE OF SUPPLIES YOU'LL NEED DURING AN EMERGENCY EVENT AND CHECK THEM REGULARLY.

HOW MUCH WATER DO YOU NEED?

1. NUMBER OF PEOPLE AND PETS
2. MULTIPLY BY 3 (GALLONS PER DAY)
3. HOW MANY DAYS? (3 DAY, 7 DAYS, 10 DAYS)

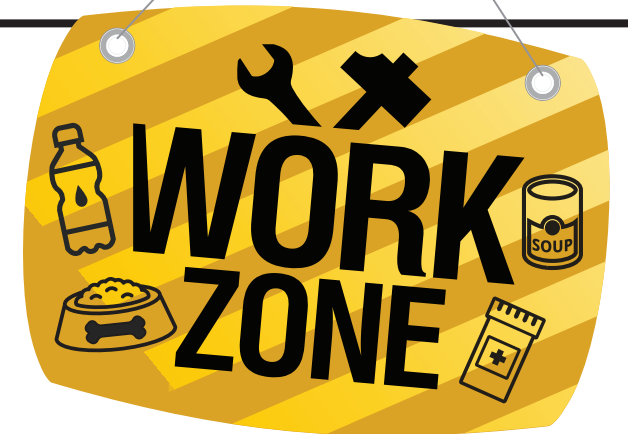
_____ X _____ X _____ = _____ (GPD)

WHAT FOOD WILL YOU EAT?

LIST THINGS THAT STAY IN YOUR EMERGENCY KIT LIKE CANNED FOODS AND GRANOLA BARS. PLUS, REMEMBER FOOD FOR YOUR PETS!!!

SOMEBODY TAKE MEDICINE?

LIST ANYONE IN YOUR FAMILY WHO TAKES MEDICINE (NOT VITAMINS) DAILY.

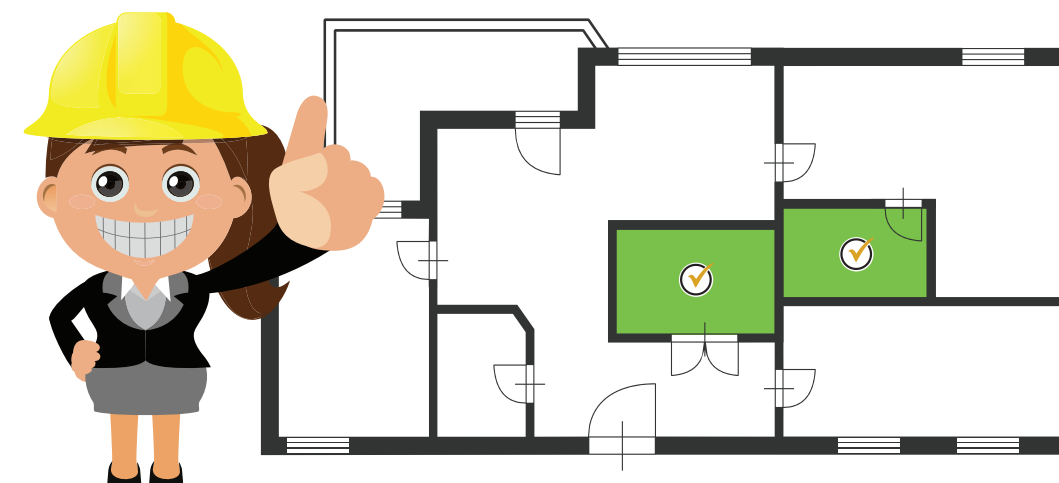


FIND YOUR SAFE PLACE

ALWAYS WAIT OUT STORMS IN A SAFE AREA. FIND A ROOM THAT MEETS THESE SAFETY RULES:

- ☒ ROOMS LOCATED **IN THE MIDDLE** OR FARTHEST FROM OUTSIDE WALLS
- ☒ ROOMS THAT HAVE **NO WINDOWS**
- ☒ ROOMS ON **LOWEST FLOORS**


EXAMPLES: BATHROOMS, CLOSETS, PANTRY, BASEMENTS, LARGE HALLWAYS



LIST YOUR HOME'S SAFE PLACES:


COLORING PAGE

COLOR THE PICTURE WITH YOUR CRAYONS AND MARKERS.
THEN, FILL IN THE BLANK SPACES WITH THE NAME OF THE SEASON.



COLORING PAGE

GERMS ARE GROSS! COLOR THESE GERMY MONSTERS. THEN FILL IN THE
BLANKS TO TELL US HOW TO KEEP BAD GERMS AWAY!





let's make a
PLAN

hey kids!

DO YOU KNOW WHAT TO DO?



@KnoWhat2do

KnoWhat2Do.com/KIDS