

# Welcome!



Hello Kids,

It's me... the Ant-e-Nator. I'm so glad you are on your way to learning about emergency preparedness and supporting your community. Please use this activity book to talk with your parents and teachers about the importance of disaster planning.

In this booklet you will find a comic story written by a student and contest winner, Dylan Mower. There are also games and activities to get you started with your emergency kit. Remember to share this information with all of your friends and family. Let's help each other by incorporating emergency preparedness in our daily lives. Ok, I think you are ready.

Let's go and get started. Have Fun!!

Don't forget to Think. Prepare. Act. Better Prepared....Better Community!

Your friend,

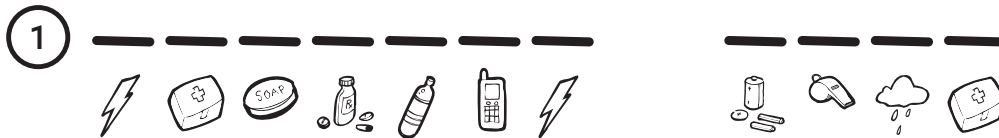



The Ant-e-nator

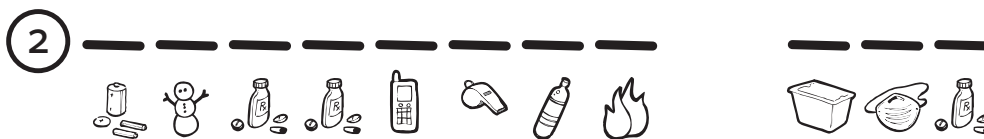
# KnoWhat2Do: Decoder!

Can you decode the facts below? Fill in the blanks by matching the images with their assigned letters. Fill in the blank. KnoWhat2Do!

## DECODER KEY:



BY COUNTING THE \_\_\_\_\_ BETWEEN THE FLASH AND THE THUNDER AND DIVIDING BY \_\_\_\_\_, YOU CAN ESTIMATE YOUR DISTANCE FROM THE STRIKE IN MILES.



BE CAUTIOUS WITH \_\_\_\_\_ ! IT ONLY TAKES SIX INCHES OF FAST-MOVING FLOOD WATER TO KNOCK OVER AN ADULT AND \_\_\_\_\_ FEET TO CARRY AWAY MOST VEHICLES.



\_\_\_\_\_ ! THE LARGEST HAILSTONE EVER DOCUMENTED \_\_\_\_\_ OVER 1.6 POUNDS.



DEADLY TWISTERS CAN OCCUR AT ANY TIME OF \_\_\_\_\_ BUT SPRING AND \_\_\_\_\_ ARE CONSIDERED TORNADO SEASON IN TEXAS.

ANSWERS: SECONDS, FIVE, FLOODING, TWO, OUCH, YEAR, SUMMER.


Bring the new mascot to life using crayons, colored pencils or markers!

# Be An ANT-E-NATOR!






## Emergency Plan



My Family names, ages, relationship



Home address, phone #



IN CASE OF EMERGENCY  
(ICE)



SCHOOL address, phone #



OTHER INFO

EMERGENCY MEETING  
PLACE



# Family Gathering



Remember the last family get together where all the folks sat in a circle and talked about walking five miles to school up hill both ways? Make the next family gathering a bit more interesting.

	Points	
Have someone spell "Tornado"	10	_____
Someone talks about being in a severe weather situation	30	_____
Convince someone to imitate a thunderstorm, flood, or tornado.	50	_____
Use sound fx	5	_____
Hear someone blame the weather on El Nino or La Nina	15	_____
Spark a discussion on how to avoid heat exhaustion	40	_____
End a conversation by explaining how you can help heat exhaustion victims with a drink that has electrolytes	10	_____
Do this in your best impression of a sports drink commercial	15	_____
Anyone in the room knows or has met a storm chaser	20	_____
Catch someone talking about "golf-ball sized hail"	10	_____
Someone says "It was a dark and stormy night..."	15	_____
Hear something close to "the wind was so strong, it blew my toupee off"	40	_____
		_____



Try to get as many points as you can by accomplishing the objectives above before the get together is over. You only get points if people who don't know about the game and aren't playing are the ones who do the objectives. Challenge a friend and see who can get the most points.



# KnoWhat2Do Decoder

Decode  
each phrase using the  
numbered clues in the  
KnoWhat2Do Decoder Key.



Decoder Key

A	B	C	D	E	F	G	H	I	J	K	L	M
				5						11		
N	O	P	Q	R	S	T	U	V	W	X	Y	Z
			17		19						25	

2

$\overline{11}$   $\overline{14}$   $\overline{15}$   $\overline{23}$   $\overline{8}$   $\overline{1}$   $\overline{20}$   $\overline{4}$   $\overline{15}$

K

$\overline{11}$   $\overline{14}$   $\overline{15}$   $\overline{23}$

$\overline{25}$   $\overline{15}$   $\overline{21}$   $\overline{18}$

$\overline{8}$   $\overline{1}$   $\overline{26}$   $\overline{1}$   $\overline{18}$   $\overline{4}$   $\overline{19}$

S

K E

$\overline{13}$   $\overline{1}$   $\overline{11}$   $\overline{5}$   $\overline{1}$   $\overline{16}$   $\overline{12}$   $\overline{1}$   $\overline{14}$

E

$\overline{7}$   $\overline{5}$   $\overline{20}$   $\overline{1}$   $\overline{11}$   $\overline{9}$   $\overline{20}$

K

E

$\overline{2}$   $\overline{5}$   $\overline{9}$   $\overline{14}$   $\overline{22}$   $\overline{15}$   $\overline{12}$   $\overline{22}$   $\overline{5}$  4

E

# KnoWhat2Do: Match Game!

Knowing how to protect yourself in weather and emergency situations is very important.  
Match up

## SITUATION:



rain



flood



hail



snow



tornado



fire



texas heat



germs

## SOLUTION:



drink water



get indoors



high ground



call 9-1-1



keep warm



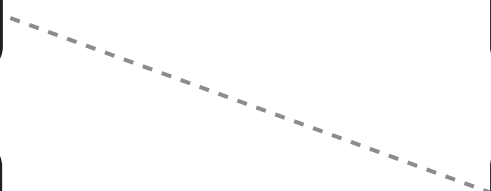
wash hands



umbrella



get indoors




# Emergency Kit

## Scr-zamble

Unscramble  
each EMERgency kit clue word.

Then Copy the letters in the numbered cells to the cells with same number in the secret scrambled phrase.



## emergency kit clue words

CMHETSA (use these to light a fire)

HHLATSIFGL (helps you see at

A horizontal number line with tick marks at every integer from 0 to 13. The number 13 is labeled below the tick mark.

NACNED DOOF (3 days supply)

NIDEmCIE (if needed)

1							

SAPM (helps you find your way)

OMN YE (legal tender)

5			17	

NAC EPNOER (opens things)

TEOTIL PARPE (on a roll)

LOTS (useful for fixin' things)

--	--	--	--	--

18


SUTD SKAM (covers your mouth)

W I S E H L T (to signal for help)

REWTA (thirsty?)

A horizontal number line with tick marks at 0, 1, 2, 3, 4, 5, 6, 7, 8, 9, and 10. A bracket is drawn below the line, starting at the tick mark for 5 and ending at the tick mark for 10. The number 9 is written below the bracket.

RITFS-DIA KTI (need a ban-



MENRYEGEC DAORI (tune in)

The first number line is a horizontal bar divided into 10 equal segments. Below the bar, the numbers 30, 6, 15, and 23 are written. The second number line is a horizontal bar divided into 5 equal segments.

RASTIEBET (for the flashlight)

A horizontal number line is shown with major tick marks at intervals of 10, labeled from 0 to 100. Below the line, the numbers 33, 11, and 28 are marked. The number 33 is located between 30 and 40, 11 is located between 10 and 20, and 28 is located between 20 and 30.

ABGAERG SABG (for trash)

secret scrambled phrase

A number line from 1 to 38. The numbers are arranged in two rows. The top row contains numbers 1 through 23, and the bottom row contains numbers 24 through 38. Various groups of numbers are highlighted with boxes:

- Top row:
  - Box 1: 1, 2, 3, 4, 5, 6
  - Box 2: 7, 8
  - Box 3: 9, 10, 11, 12, 13, 14, 15, 16, 17
  - Box 4: 18, 19, 20, 21, 22, 23
- Bottom row:
  - Box 5: 24, 25, 26
  - Box 6: 27, 28
  - Box 7: 29, 30, 31, 32, 33
  - Box 8: 34, 35, 36
  - Box 9: 37, 38

Answers: matches, flashlight, canned food, medicine, maps, money, can opener, toilet paper, tools, dust mask, whistle, water, first-aid kit, emergency radio, batteries,



If you need the  
police, firefighters,  
or an ambulance

CALL **9-1-1**

Stay calm.

Dial 9-1-1

Tell the Dispatcher what your emergency is.

Speak clearly.

Tell the Dispatcher where you are.


Follow the instructions of the Dispatcher.

Do not hang up until the Dispatcher tells you it is OK.

It's OK to be scared,  
but it's important to  
stay calm.

**NEVER DIAL 9-1-1  
as a JOKE!**

*Where are you?  
What's the Emergency?  
Who needs help?*



**KnoWhat2Do**  
**kids!**  
**Think.Prepare.Act.**

# Missing Words



Terminate the tongue twisters by untwisting the twisted type beside each section. Then, test your tongue tremendously and tediously by saying each tongue twister aloud five times.

1. (adverb) \_\_\_\_\_

2. (place) \_\_\_\_\_

3. (adjective) \_\_\_\_\_

4. (number) \_\_\_\_\_

5. (adjective) \_\_\_\_\_

6. (adverb) \_\_\_\_\_

7. (mood) \_\_\_\_\_

Now put the words in the right places. Read. Enjoy.



The KW2D character was relaxing one afternoon when he fell asleep. He then began to dream \_\_\_\_\_  
1

about impossible weather situations. In his dream, he was walking in a \_\_\_\_\_ when a(n)  
2

\_\_\_\_\_ tornado jumped down only \_\_\_\_\_ feet away! He ran the other direction seeking a  
3 4

low lying area for safety. Suddenly, he stumbled into a(n) \_\_\_\_\_ cave. Thinking nothing of it, he climbed  
5


out and found himself in a new area. He started to explore when \_\_\_\_\_ it started to rain harder than he  
6

thought possible. Worrying about the possibility of a flash flood, the character pulled a remote control airplane out of his


emergency kit, sat on it, and flew off into the \_\_\_\_\_ sunset.  
7

# KnoWhat2Do: Get to Safety!

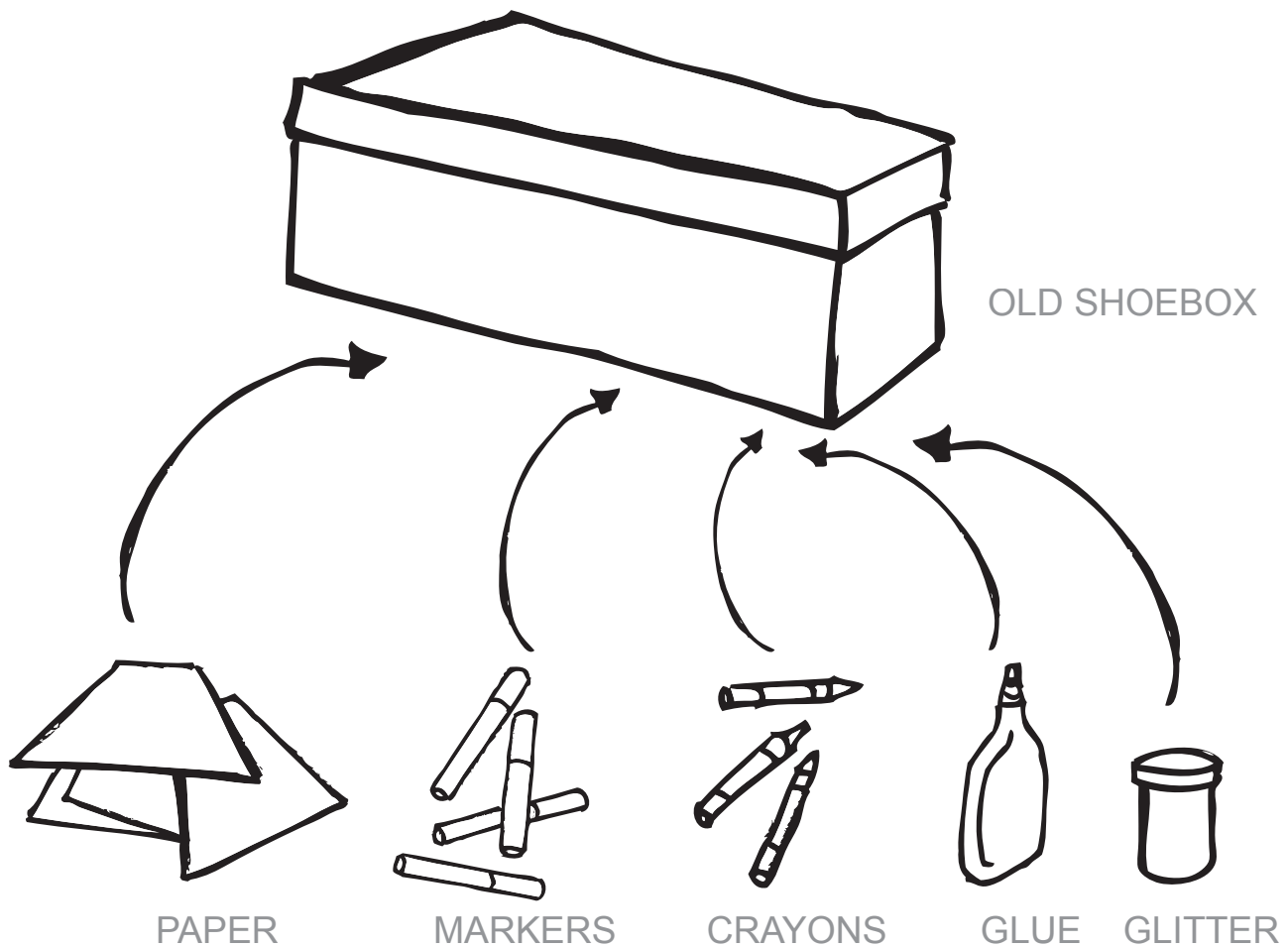
Knowing where to go and what to do in emergency situations is VERY important! Escape the tornado and reach your safe place by navigating through the maze. And remember, always have a plan for emergency situations.



**START HERE**

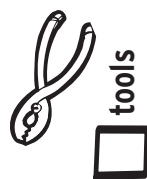


# KnoWhat2Do: Personal Kit!



- ① Get an Old Shoebox
- ② Decorate the Box (Use Paper, Markers, Crayons, Glue, Glitter, or Whatever Else)
- ③ Put your important items inside
- ④ TAKE WITH YOU IN AN EMERGENCY!






☐ tools



☐ for baby




☐ batteries



☐ documents



☐ water



☐ money




☐ for pets




☐ first aid



☐ medicine



☐ radio



☐ toilet paper



☐ whistle




☐ can food




☐ flashlight



☐ soap




☐ can opener



☐ dust mask



☐ family  
contact information



Think. Prepare. Act.



duffel bag



plastic bin

## Emergency Kit Checklist

Use this list with your parents and gather all the items you need for your emergency supply kit. It's a good idea to put these items in something portable, like a duffel bag or plastic bin. Make sure you have enough supplies for 3 days. KnowWhat2Do!

# Word Twister

Terminate the tongue twisters by untwisting the twisted type beside each section. Then, test your tongue tremendously and tediously by saying each tongue twister aloud five times fast.



Tim told Tom tons today about \_\_\_\_\_ (eartondos).

Feeling funny, Fred furiously fled \_\_\_\_\_ (lnnfue) clouds.

Flash floods fall fast; filling rivers, \_\_\_\_\_ (ldngofoi) roads, and causing fed up drivers.

Winter wonders around everywhere while wandering winds whip. Warning, wear a warm \_\_\_\_\_ (dearwbor).


Supply kits are a serious source to store in order to \_\_\_\_\_ (ssfyiat) your safety.

Heat \_\_\_\_\_ (xnoheatius) hits head on. Holler for help to avoid heatstroke.


Sassy Sally says silly sentences simply to \_\_\_\_\_ (momnus) up signs and symptoms of heatstroke.



[www.KnoWhat2Do.com/Kids](http://www.KnoWhat2Do.com/Kids)




answers: tornadoes; funnel; flooding; wardrobe,  
satisfy; exhaustion; summon



Think.Prepare.Act.

START HERE




## Help the Ant-E-Nator

When emergencies happen, it's important to be prepared. Help the Ant-E-Nator find his Go Bag and get to his Designated Meeting Place.



# Thunderstorm Connect-the-Dots



Thunderstorms are created when the sun heats the earth. The earth then heats the air above it. The warm air rises and water vapor condenses creating large rain clouds.

A thunderstorm is a large group of rain clouds that bring heavy rain, thunder, and lightening.

**Stay inside and be safe!**



# Fact or Fallacy

Match up the facts with the facts and the fallacies with the fallacies.



1. Areas near rivers, lakes, and mountains are safe from tornadoes.

true!

2. No place is safe from tornadoes.

fact

3. The low pressure with a tornado causes buildings to explode as the tornado pass overhead.

fallacy

4. Windows should be opened before a tornado approaches to equalize the pressure and minimize damage.

not true

5. If you suspect someone has heat exhaustion, give them iced water.

false


6. Someone with heat exhaustion needs cool water or a sports drink with electrolytes.

incorrect

7. If there is a gas leak, call for help on your cell

wrong

# Find the Hazards



A	B	I	T	S	U	X	X	H	F	M	T	E	T	K	H
S	E	B	B	L	S	P	H	B	J	W	C	H	E	V	Z
C	O	U	F	A	H	R	V	Q	N	I	U	E	Y	B	J
J	O	B	L	C	T	I	L	M	I	N	O	N	Q	V	J
S	M	F	O	I	W	Y	G	W	D	D	T	A	H	G	U
I	R	S	O	M	Q	T	A	E	H	W	E	C	Q	G	Y
V	O	E	D	E	T	W	R	J	Y	H	G	I	D	N	X
Z	T	V	I	H	Q	S	O	G	L	K	N	R	G	I	R
L	S	H	N	C	T	Q	V	I	R	U	Z	R	K	N	D
I	D	D	G	O	M	Q	P	G	C	F	V	U	M	T	Z
A	C	O	R	C	N	Y	A	L	B	V	Z	H	H	H	J
H	V	M	H	S	L	W	E	H	O	A	P	A	A	G	Q
Y	S	T	N	F	C	A	N	G	W	Q	A	F	X	I	V
M	R	O	T	S	R	E	T	N	I	W	L	N	I	L	H
A	B	J	I	T	W	I	L	D	F	I	R	E	S	H	S
Y	Q	O	G	H	E	G	D	T	O	D	A	N	R	O	T


TORNADO  
WILDFIRES  
HAIL  
HEAT  
STORM

ICE  
WIND  
HURRICANE  
NUCLEAR  
CHEMICALS

FLOODING  
WINTERSTORM  
LIGHTNING  
THUNDERSTORM

# Puzzle Maker

Draw what you would put in your emergency kit. What personal items would you want to take with you in a moments notice? Then, cut out the pieces and you have just created your own puzzle.



# KnoWhat2Do Puzzler

Puzzled?  
Decode each phrase using  
the numbered clues in the  
KnoWhat2Do Decoder Key.



Decoder Key

A	B	C	D	E	F	G	H	I	J	K	L	M
				5						11		
N	O	P	Q	R	S	T	U	V	W	X	Y	Z
			17		19						25	

1   4   22   9   19   15   18   25

An \_\_\_\_\_ is for “less serious” conditions than warnings that may cause significant inconvenience, and if caution is not exercised could lead to situations that may threaten life or property.

23   1   20   3   8

A \_\_\_\_\_ is used when the risk of a hazardous weather event has increased significantly, but its occurrence, location, or timing is still uncertain. It is intended to provide enough lead time so those who need to set their plans in motion can do so. A \_\_\_\_\_ means that hazardous weather is possible. People should have a plan of action in case a storm threatens and they should listen for later information and possible warnings especially when planning travel or outdoor activities.

23   1   18   14   9   14   7

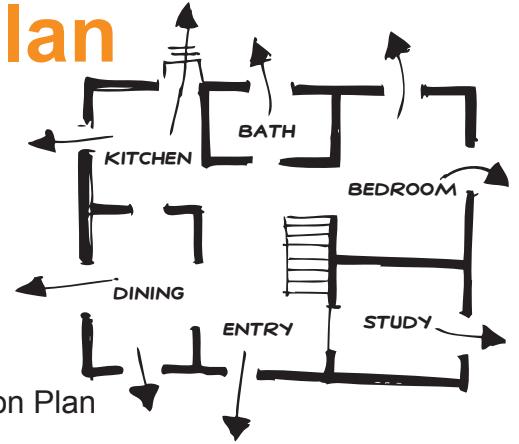
A \_\_\_\_\_ is issued when a hazardous weather event is occurring, imminent, or likely. A \_\_\_\_\_ means weather conditions pose a threat to life or property. People in the path of the storm need to take protective action.

Answers: Advisory, Watch, Warning

# KnoWhat2Do Emergency Evacuation Plan

Use this grid to layout an emergency plan of your home.

1. Draw a floor plan of your home
2. Include all possible emergency exits
3. Plan two escape routes from each room
4. Determine who may need help to escape
5. Choose a place outside where everyone will meet
6. Make sure everyone is familiar with the Emergency Evacuation Plan
7. Practice your Emergency Evacuation Plan



## Emergency Evacuation Plan




# KnoWhat2Do: Don't Get Soaked!

Hurry and get through the maze before you get soaked! That umbrella will keep you nice and dry.  
Complete the maze and reach cover. KnoWhat2Do and where to go in all weather situations.



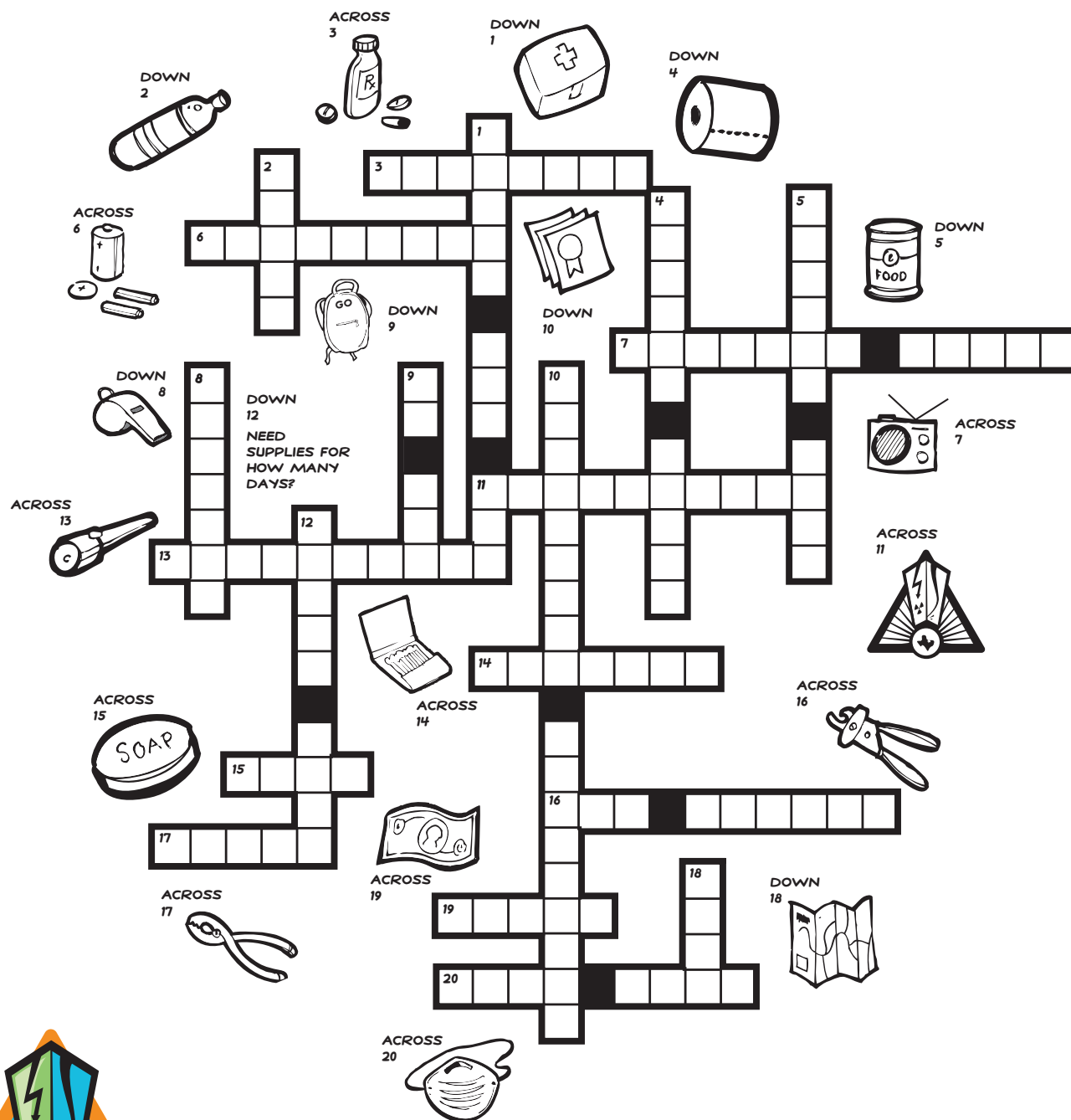
START HERE



COVER

# KnoWhat2Do Picto-Cross

Decipher the emergency kit word or phrase associated with each icon. Write that word in the crossword puzzle.



Down: 1. first aid kit; 2. water; 4. toilet paper; 5. canned food; 8. whistle; 9. go bag; 10. important documents; 12. three days; 18. maps; 19. tools; 20. dust mask; 17. opener; 16. soap; 15. matches; 14. money; 13. knowwhat2do; 11. weather radio; 7. batteries; 6. medicine; 3. medicine; 2. water; 1. first aid kit

# Weather Watchers Placemat

Color the picture below using markers. Then, ask adult to help you laminate or cover this page with clear adhesive tape. Enjoy using

